





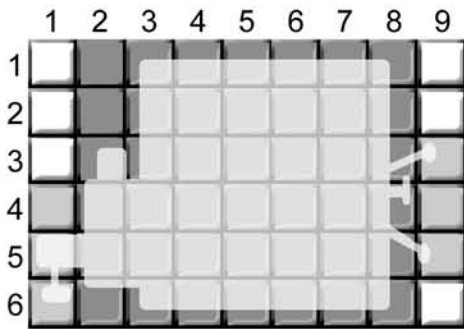
remove one cube



remove two cubes



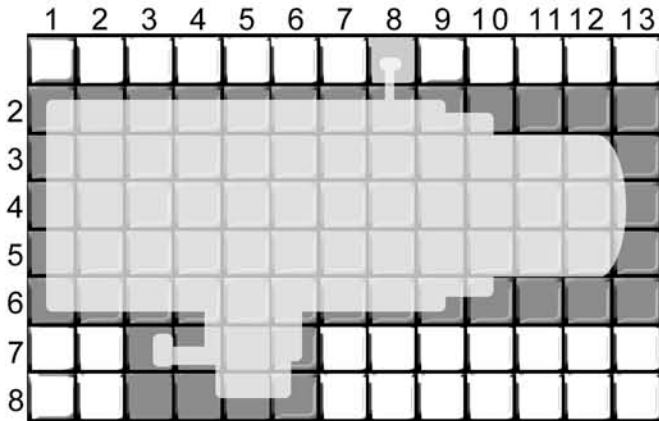
leave cubes in place



### AlienBees Flash Units (models B400, B800 and B1600)

Position your AlienBees Flash Unit with the face plate up, and the black polycarbonate shipping cover secured.

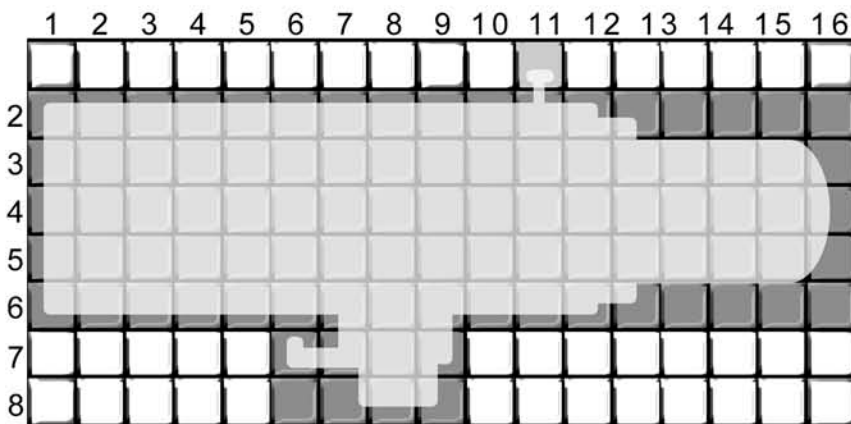
*9 cubes across, 6 cubes down*



### White Lightning UltraZAP and X-Series Flash Units (models UZ800, UZ1600, X800 and X1600)

Position your UltraZAP or X-Series Flash Unit on its side, with the black polycarbonate shipping cover secured.

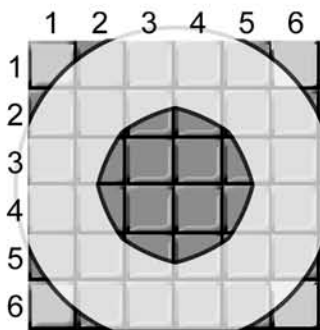
*13 cubes across, 8 cubes down*



### White Lightning X3200 Flash Units

Position your X3200 Flash Unit on its side, with either the long or short polycarbonate shipping cover secured.

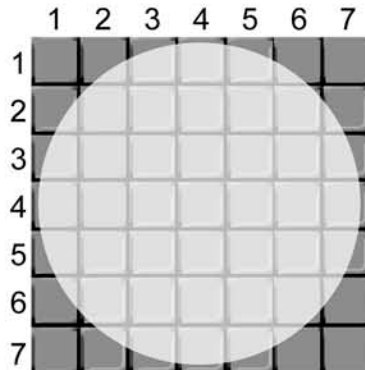
*16 cubes across, 8 cubes down*



### White Lightning and Alienbees Standard 7" Silver Reflector


Position your reflector with the larger outside lip facing upwards.

*6 cubes across and down*



### White Lightning and Alienbees Grids (10°, 20°, 30° and 40°)

*7 cubes across and down*



### Remote Controls (LG4X and RR1)

*3 cubes across, 6 cubes down*